




# Switch Mold Insert



**CHANGE YOUR MOLD INSERT FROM THE PARTING LINE SIDE**

Looking for a more flexible and quicker way to change markings in your mold? DME has the solution for you. Our Switch mold marking insert is changeable from the parting line using a simple magnetic extraction tool. The Extraction tool is made with rare earth magnets which releases the retaining cage for a stronger more secure removal process. Quickly and easily change logos, material codes, lot numbers, shift changes, days of the month, etc. in as little as 5 seconds.

- Engraved to your specifications
- Display insert will not rotate
- Quickly change insert/message in seconds



## **Specifications:**

Diameter: 14mm

Material: HPM 75

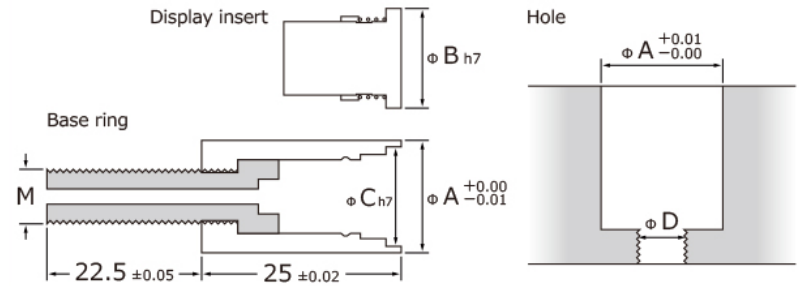
Hardness: HRC35 ~ 45

Depth of engraving: ~0.5mm

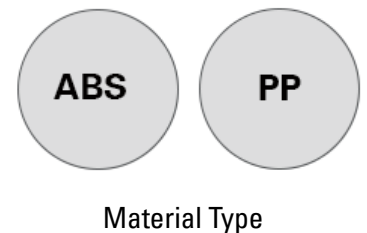
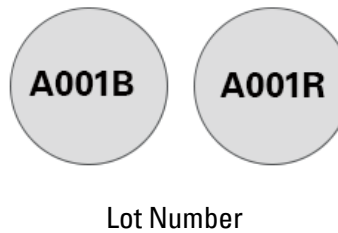
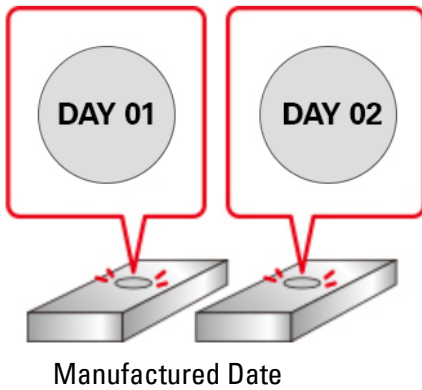
# SWITCH MOLD INSERT

A (DIA)	B	C	D	L	M
14	12.4	12.4	M6	25	M6

Dimensions are in mm



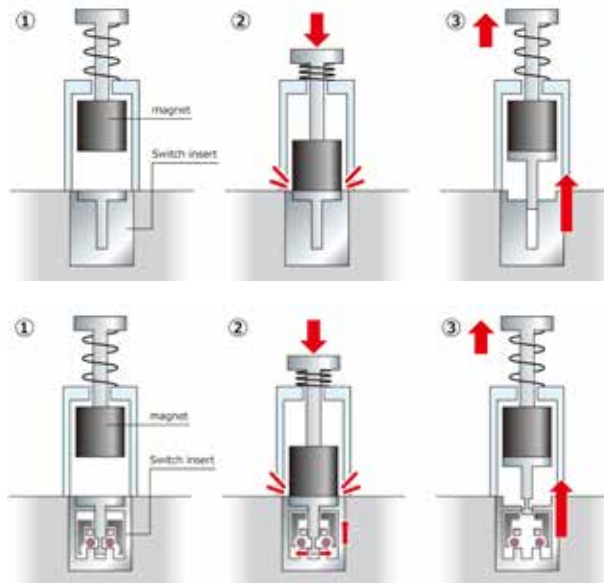
## APPLICATION EXAMPLES



### DISPLAY INSERT REPLACEMENT



### DISPLAY INSERT REMOVAL



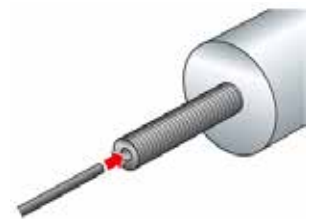
### REMOVE DISPLAY INSERT FROM THE BACK

Switch Insert



Press with 2 metal rods in the back to remove display insert

Switch Insert with screw



Press a metal rod in the screw hole at the back to remove the display insert