

 **DME**  
INDUSTRIAL Supplies  
[www.dme.net/gatecutters](http://www.dme.net/gatecutters)



# **A Cut Above**

**DME Cutters & Trimmers**

# DME GATE CUTTERS & TRIMMERS - A CUT ABOVE

## THE BEST RESULTS REQUIRE **THE BEST CUTTER**

With DME's advanced blade technology and ergonomic designs your customers and employees will SEE and FEEL the difference. Our superior product quality assures long life performance making the DME cutter the ultimate in value

## SELECTING THE **CORRECT** GATE CUTTER FOR YOUR APPLICATION

To ensure a quality finished product, it is important to choose the proper gate cutter. Consider the following when selecting a cutter...

- **Contour of the Back of the Blade**
- **Blade Length**
- **Plastic Type**
- **Blade Opening**
- **Handle Length**
- **Angle of Entry**

## HANDLE & HINGE DESIGN

**Matching the cutter with the operator's hand and sprue size is critical.** Ergonomic handles are an effective way to reduce operator fatigue and decrease the risk of carpal tunnel syndrome. Choosing a power-up or force enhancing hinge provides more cutting force with less user effort.

We have not forgotten the lefty operators either, with cutter handles contoured to fit the left hand. All of these options equal comfort, allowing the operator to provide the most production possible during their shift.



## BLADE CHARACTERISTICS

The blade characteristics should match the part at the area of de-gating.

**Blade Contour** (flat face):

For general purpose cutting where the sprue is fully accessible or proud of the cutting surface.

**Nipper Type** (slightly rounded):

For sprue cutting where access to the sprue may be slightly recessed.

**Angle Heads:**

For recessed sprue cutting and access to internal cavities.

**Convex/Concave:**

For special applications where the sprue is recessed.

**Blade Stop**

When cutting hard or brittle material it is recommended to use a cutter with a blade stop. Adjusting the stop so the blades stop short of hitting each other will extend the life of the blades.





## GATE CUTTERS & TRIMMERS FIT FOR EVERY NEED

# DME PREMIUM GATE CUTTERS

### Features:

- High carbon steel holds its edge and out lasts the competition by 1.5-2 times
- Electronically hardened and precision ground to 30° results in an ultrasharp, low profile cutting edge than the competition's 60° allowing the blade to cut through plastic without pinching or crushing
- 7 blade shapes
- 10 gate cutter lengths
- Ergonomic cutters to reduce stress in the wrist when performing repetitive tasks (right and left handed versions available)



Part Number	Cutter Type	Handle Length	Blade Length	Blade Opening		Blade Stop	Left Hand	Ergonomic Handle	Weight Oz.	Repl. Springs
				Tip	Base					
<b>Flat Face</b>										
FF4	Premium	4-5/8"	1 1/16"	5/8"	3/16"				2-1/2	PSPG2
FF5	Premium	5"	3/4"	5/8"	3/16"				3-1/4	PSPG2
GR5	Premium	5-3/4"	7/8"	3/4"	1/4"				4	PSPG2
FF6P	Premium	6"	3/4"	3/4"	1/4"	Yes			4-5/8	PSPG3
FF6	Premium	6-1/8"	13/16"	3/4"	3/16"				4-1/2	PSPG2
FF6EL	Premium	6-1/8"	7/8"	3/4"	1/4"		Yes	Yes	4-1/2	PSPG2
FF6ER	Premium	6-1/8"	7/8"	3/4"	1/4"			Yes	4-1/2	PSPG2
FF7P	Premium	7-1/2"	1"	1"	1/4"	Yes			7-1/2	PSPG3
FF7	Premium	7-1/2"	1"	1"	1/4"				7-1/2	PSPG3
FF7EL	Premium	7-1/2"	1-1/16"	1"	1/4"		Yes	Yes	7-1/2	PSPG2
FF7ER	Premium	7-1/2"	1-1/16"	1"	1/4"			Yes	7-1/2	PSPG2
FF8	Premium	8"	1-1/4"	1-1/8"	3/8"				11-1/4	PSPG3
<b>Nipper Type</b>										
S4	Premium	4-5/8"	1 1/16"	1 1/16"	3/16"				2-1/2	PSPG2
S5	Premium	5"	3/4"	5/8"	1/8"				3-1/4	PSPG4
S5A	Premium	5"	9/16"	1/4"	1/16"				3-1/4	PSPG2
S6P	Premium	6"	3/4"	3/4"	1/4"	Yes			5	PSPG3
S6	Premium	6-1/8"	7/8"	3/4"	3/16"				5	PSPG2
S6EL	Premium	6-1/8"	7/8"	3/4"	1/4"		Yes	Yes	5	PSPG2
S6ER	Premium	6-1/8"	7/8"	3/4"	1/4"			Yes	5	PSPG2
S7	Premium	7-1/2"	1"	1"	1/4"				7-1/2	PSPG3
S7EL	Premium	7-1/2"	1-1/16"	1"	1/4"		Yes	Yes	7-1/2	PSPG2
S7ER	Premium	7-1/2"	1-1/16"	1"	1/4"			Yes	7-1/2	PSPG2
S8	Premium	8"	1-1/4"	1-1/8"	3/8"				11-1/4	PSPG3
<b>Angle Head</b>										
GA5	Premium	5-7/8"	1"	3/4"	1/4"				4-1/2	PSPG2
GA7	Premium	6-1/2"	1"	3/4"	1/4"				5-1/2	PSPG3
GA6	Premium	5-1/2"	3/4"	3/8"	3/8"				7-1/2	NA
GA6A	Premium	5-3/4"	3/4"	1/2"	1/2"				5-1/2	NA

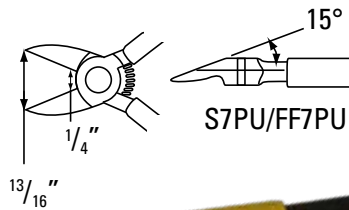
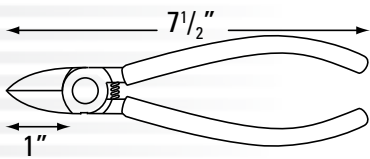
## PREMIUM GATE CUTTERS & TRIMMERS

# POWER-UP GATE CUTTERS

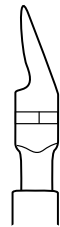
Power-up cutters are designed specifically for cutting heavy duty large sprues with reduced hand pressure.

The unique design and forging positions the hinge pivot point off-center to create a cam action which increases blade cutting pressure.


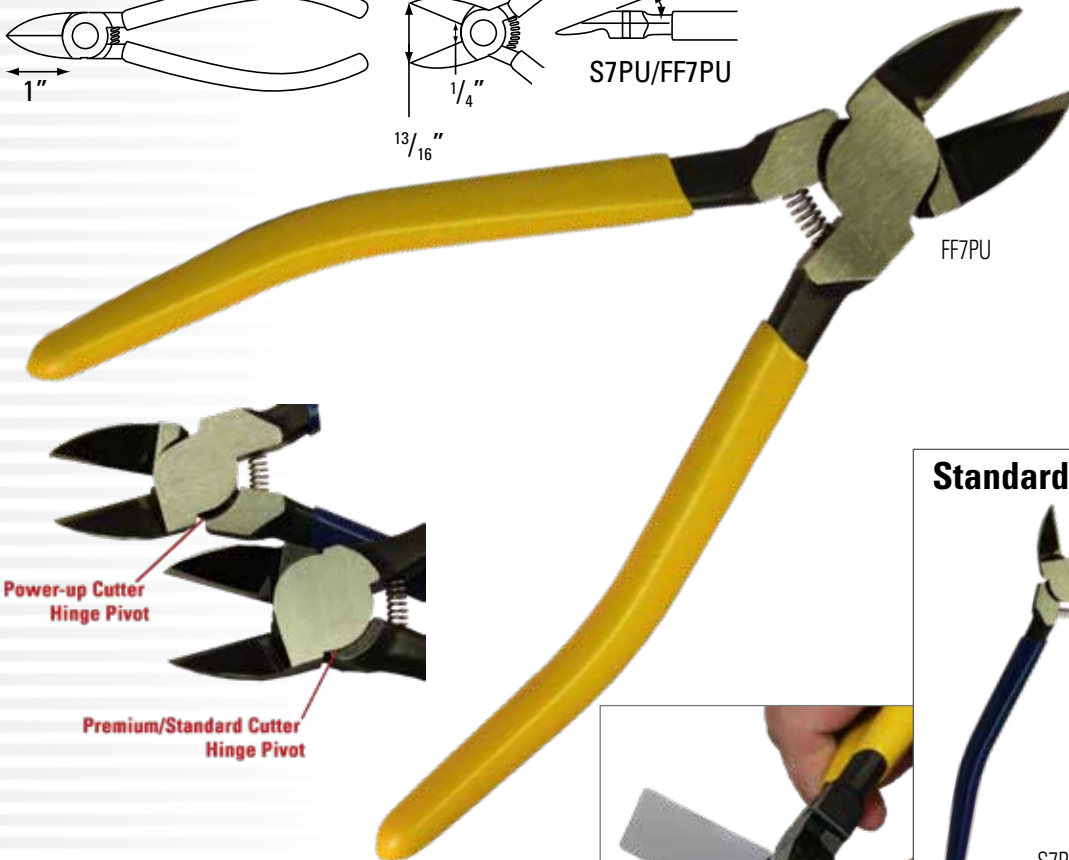
Simple mechanical leverage principles reduce the required hand force by up to 50% compared to conventional cutters. The new design of these cutters are ideal for repeat cutting of large, heavy sprues and particularly tough applications such as glass-filled resins.



S7PU/FF7PU



Flat Face  
for flush  
cutting



Power-up Cutter  
Hinge Pivot

Premium/Standard Cutter  
Hinge Pivot

### Standard Cutters



S7PU

Slightly  
rounded  
back



PART NUMBER	DESCRIPTION
FF7PU	7" Nipper - Flat Face
S7PU	7" Nipper - Round Face

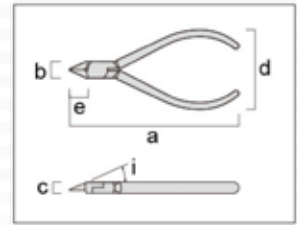
## COMFORTABLE CUTTING ALL DAY!





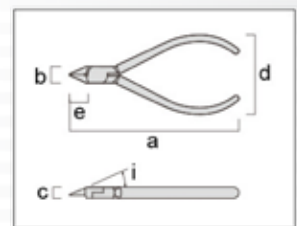
## HIGH QUALITY & AFFORDABLE CUTTERS & TRIMMERS

# DME PRO SERIES



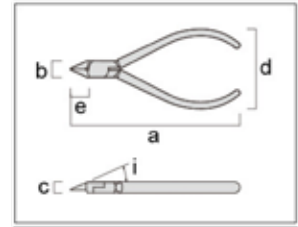
**Mini Size Nippers** for small sprue and gate cutting where less force is required. The unique hinge design and off set handles provide a cam action resulting in increased blade cutting pressure with less effort than traditional cutters. The new hinge design, highly polished blades and coil spring pack a 1,2,3 punch allowing for hours of cutting with less fatigue.

Part Number	Sprue Dia MM	A OAL MM	A OAL INCH	B Head Width	C Height	D Handle Width	E Blade Length	I Angle of Blade	Spring	Cutting Blades	Blade Shape
FF4B	3	110	4.3	11	7.5	53	12.7	25	Yes	Double	Flat



**Thin Blade Cutters** are ideal due to their slicing action through the gate as apposed to a crush and cut which leaves an unattractive edge and requires more hand force. Try a thin blade cutter to see and feel the difference.

Part Number	Sprue Dia MM	A OAL MM	A OAL INCH	B Head Width	C Height	D Handle Width	E Blade Length	I Angle of Blade	Spring	Cutting Blades	Blade Shape
TBS5B	3	126	5.0	13.5	7	52	13	25	Yes	Double	Round
TBS6PB	2	156	6.1	15.5	9	50	17.5	15	Yes	Double	Round



The **Single Blade Cutters** are designed for cutting the hard plastic gates of engineered resins (POM, PA, PC, etc.). A single blade enables the user to “slice off” plastic without leaving flash on the cut section for a nice clean edge. The cutters also incorporate a coil spring for easy continuous cutting. Available in Round and Flat Face blades to fit your application.

Part Number	Sprue Dia MM	A OAL MM	A OAL INCH	B Head Width	C Height	D Handle Width	E Blade Length	I Angle of Blade	Spring	Cutting Blades	Blade Shape
<b>FF5SB</b>	3	131	5.2	15.5	9	50	16	15	Yes	Single	Flat
<b>FF6SB</b>	5	154	6.1	17.5	10	50	20	15	Yes	Single	Flat
<b>S5SB</b>	3	131	5.2	15.5	9	50	16	15	Yes	Single	Round
<b>S6SB</b>	5	154	6.1	17.5	10	50	20	15	Yes	Single	Round



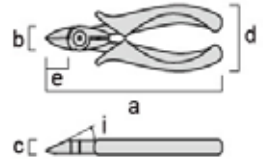
Double-edged type



Single-edged type

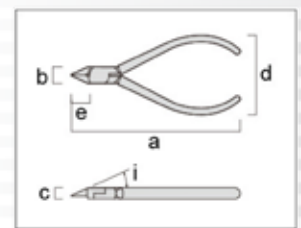


Blades are dressed thinner to provide a sharper edge than standard nippers. This produces less friction during the cut.



**Comfort Grip Cutters** feature a combination of comfortable elastomer handles and polished blades to a perfect matched allowing this cutter not only to provide a beautiful cut but to feel great while doing so. The cutters also incorporate a coil spring for easy continuous cutting and are available in 5 and 6 inch overall lengths.

Part Number	Sprue Dia MM	A OAL MM	A OAL INCH	B Head Width	C Height	D Handle Width	E Blade Length	I Angle of Blade	Spring	Cutting Blades	Blade Shape
<b>FF5PEHB</b>	3	123	4.8	15	8	53	17	N/A	Yes	Double	Flat
<b>FF6PEHB</b>	5	150	5.9	17	9.5	53	21	16	Yes	Double	Flat



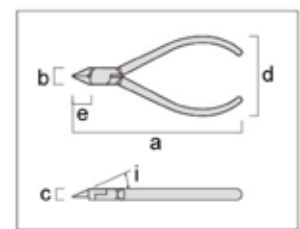
**Heavy Duty Cutters** are designed specifically for cutting heavy duty large sprues with reduced hand pressure. The unique hinge design and forging positions the pivot point off-center to create a cam action which increases blade cutting pressure. Most suitable for large and glass filled gate cutting associated with injection molded plastic, plastic burrs and plastic model making. Available in 7 and 8 inch overall lengths.

Part Number	Sprue Dia MM	A OAL MM	A OAL INCH	B Head Width	C Height	D Handle Width	E Blade Length	I Angle of Blade	Spring	Cutting Blades	Blade Shape
<b>FF7PB</b>	6	183	7.2	22	10.5	49	23	15	No	Double	Flat
<b>FF8PB</b>	8	200	7.9	25	13	52	25	17	No	Double	Flat



**Force Enhancement Cutters** are newly designed cutters ideal for repeat cutting of large, heavy sprues and particularly tough applications such as glass-filled resins. The forged high carbon steel blades are ground and polished to achieve very keen edge, resulting in a beautiful cut cross section. Coil springs are incorporated to continuous cutting. Sanitary antibacterial grip handles are applied to prolong use.

Part Number	Sprue Dia MM	A OAL MM	A OAL INCH	B Head Width	C Height	D Handle Width	E Blade Length	I Angle of Blade	Spring	Cutting Blades	Blade Shape
<b>FF5B</b>	3	131	5.2	15.5	9	50	16	15	Yes	Double	Flat
<b>FF6B</b>	5	154	6.1	17.5	10	50	17.5	16	Yes	Double	Flat
<b>S5B</b>	3	131	5.2	15.5	9	50	16	15	Yes	Double	Round
<b>S6B</b>	5	154	6.1	17.5	10	50	17.5	16	Yes	Double	Round
<b>S5PB</b>	3	131	5.2	14	8.5	50	15.8	18	Yes	Double	Round



**End and Angle Cutting Nippers** for easy cutting of gates no matter the application DME has the cutter for you. End Plastic Cutting Nippers for vertical entry suitable for cutting gates and burrs in recessed areas. Coil springs are incorporated enabling continuous cutting. Sanitary antibacterial grip handles are applied to prolong use.

Part Number	Sprue Dia MM	A OAL MM	A OAL INCH	B Head Width	C Height	D Handle Width	E Blade Length	I Angle of Blade	Spring	Cutting Blades	Blade Shape
<b>GA5B</b>	3	120	4.7	13.6	6	46	20	N/A	Yes	Double	Flat
<b>GA6B</b>	3	142	5.6	13.6	11	46	27	N/A	Yes	Double	Flat



**Angled Plastic Cutting Nippers** for vertical entry. Most suitable to finish cut tunnel gate and pin gate areas. Both cutters have rounded blades with sanitary antibacterial grip handles applied to prolong use.

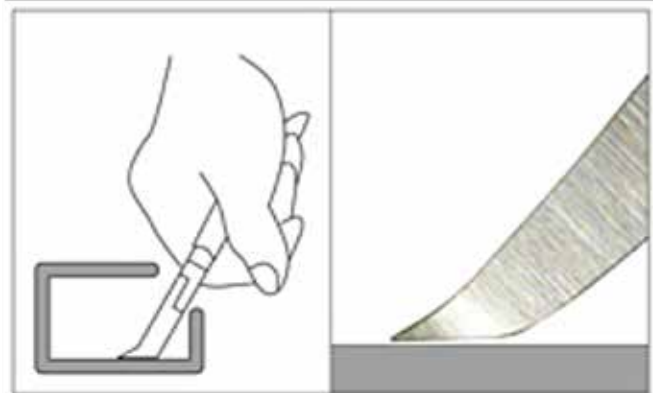
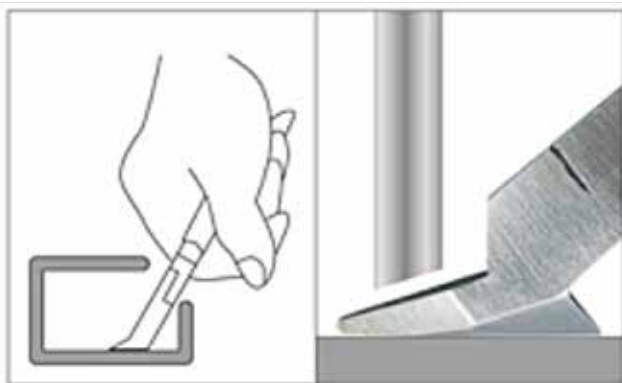
Part Number	Sprue Dia MM	A OAL MM	A OAL INCH	B Head Width	C Height	D Handle Width	E Blade Length	I Angle of Blade	Spring	Cutting Blades	Blade Shape
<b>GAS5B</b>	3	125	4.9	13.6	7.5	46	8	34	Yes	Double	Round
<b>GAS6B</b>	5	157	6.2	15	11	52	24.4	25	No	Double	Round



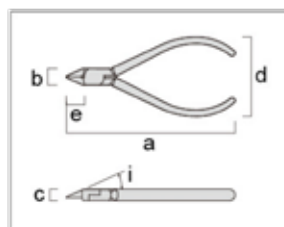
GAS5B Angle Plastic Cutting Nipper (34 Degree)



GAS6B Angle Plastic Cutting Nipper (25 Degree)



Designed to finish cut tunnel gate and pin gate.



# DME Standard & Specialized Gate Cutters



**Need a high quality cutter on a budget?** DME's standard cutters provide high quality results at an economic price point. Offered in a wide range of lengths and blade styles the standard cutter is forged from high quality steel and ground to a sharp cross cut edge for long lasting usage. Have a hard to reach recessed gate? Try one of our specialized cutters designed to make the job easy.

For more information visit: <https://www.dme.net/gatecutters/>

Part Number	Cutter Type	Handle Length	Blade Length	Blade Opening		Weight Oz.	Repl. Springs
				Tip	Base		
<b>Flat Face</b>							
FF5A	Standard	5"	3/4"	5/8"	3/16"	3-1/4	NA
FF6A	Standard	6-1/4"	13/16"	7/8"	1/4"	4-1/2	NA
FF7A	Standard	7-1/2"	1"	1"	1/4"	7-1/2	NA
<b>Nipper Type</b>							
S5A	Standard	5"	9/16"	1/4"	1/16"	3-1/4	PSPG2
S6A	Standard	6"	13/16"	7/8"	5/16"	5	NA
S7A	Standard	7-1/2"	1"	1"	1/4"	7-1/2	NA
<b>Angle Head</b>							
GA6A	Standard	5-3/4"	3/4"	1/2"	1/2"	5-1/2	NA
<b>Convex/Concave</b>							
GCX5	Specialized	5-7/8"	7/8"	5/16"	1/4"	5-3/8	NA
GCX6	Specialized	6-3/8"	1"	1/2"	3/8"	5-11/16	NA
GCC5	Specialized	5-5/8"	7/8"	3/8"	1/4"	5-3/8	NA
<b>End Cutters</b>							
24EF	Specialized	4-1/2"	1/4"	3/16"	NA	2-1/4	NA
25EF	Specialized	5-3/4"	3/8"	7/16"	NA	3-7/8	NA
<b>Force Multiplying</b>							
WA1000	Specialized	6-3/8"	11/16"	3/8"	1/8"	5-1/2	NA
<b>Mini Nippers</b>							
NM008	Specialized	5"	1/2"	1/2"	1/4"	2	PSPG6
NM009	Specialized	5"	1/2"	3/8"	1/4"	2	NA
CN5-51	Specialized	4-1/2"	5/8"	5/16"	3/16"	3-1/2	NA



**World Headquarters**  
**DME Company LLC**  
 29111 Stephenson Highway  
 Madison Heights, MI 48071  
 800-626-6653 *toll-free tel*  
 248-398-6000 *tel*  
 888-808-4363 *toll-free fax*  
 www.dme.net *web*  
 dme@dme.net *e-mail*

**DME of Canada Ltd.**  
 6210 Northwest Drive  
 Mississauga, Ontario  
 Canada L4V 1J6  
 800-387-6600 *toll-free tel*  
 905-677-6370 *tel*  
 800-461-9965 *toll-free fax*  
 dme\_canada@dme.net *e-mail*



[dme.net/estore](https://www.dme.net/estore)

Shop online 24/7